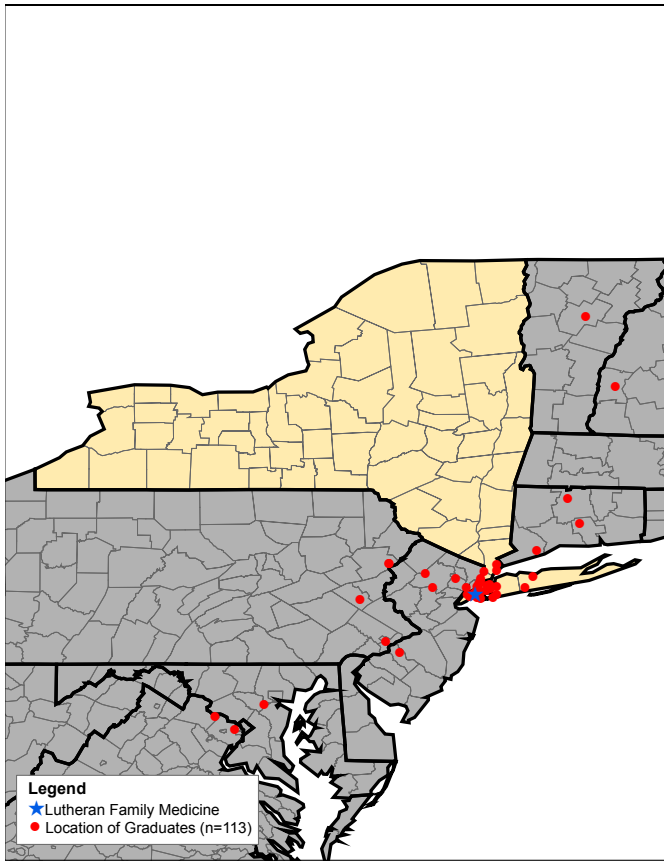
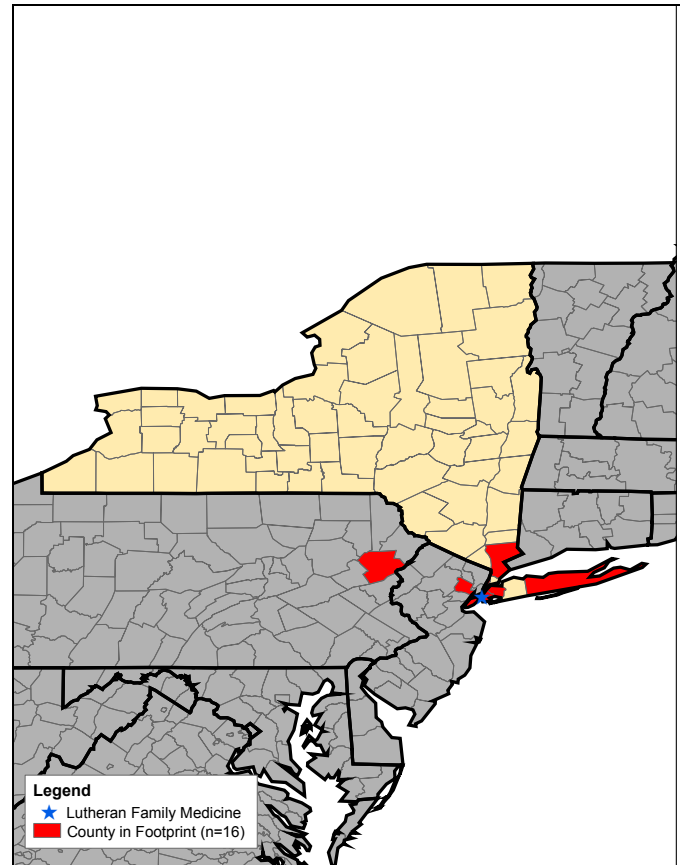


LUTHERAN FAMILY MEDICINE FACT SHEET

Practice Locations



§Footprint



Graduate Practice Characteristics: 113 Graduates

Practicing in New York	Graduates Practicing in HPSA's*	Graduates Practicing in New York HPSA's	Graduates Practicing in Rural Areas	Graduates Practicing in Rural New York
62 (55%)	31 (27%)	12 (11%)	7 (6%)	0 (0%)

Produced by the Robert Graham Center: Policy Studies in Family Medicine and Primary Care
 This document is one in a series of fact sheets on family medicine residency programs.

§Footprint is defined as the counties where 70% of graduates are practicing.

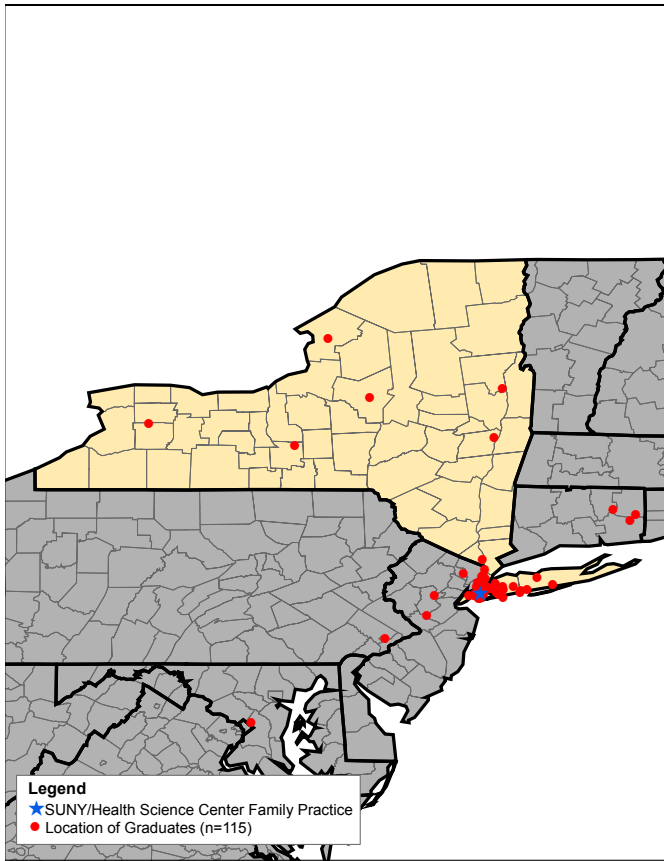
*Health Professional Shortage Area

Source: AAFP, AMA, ACGME

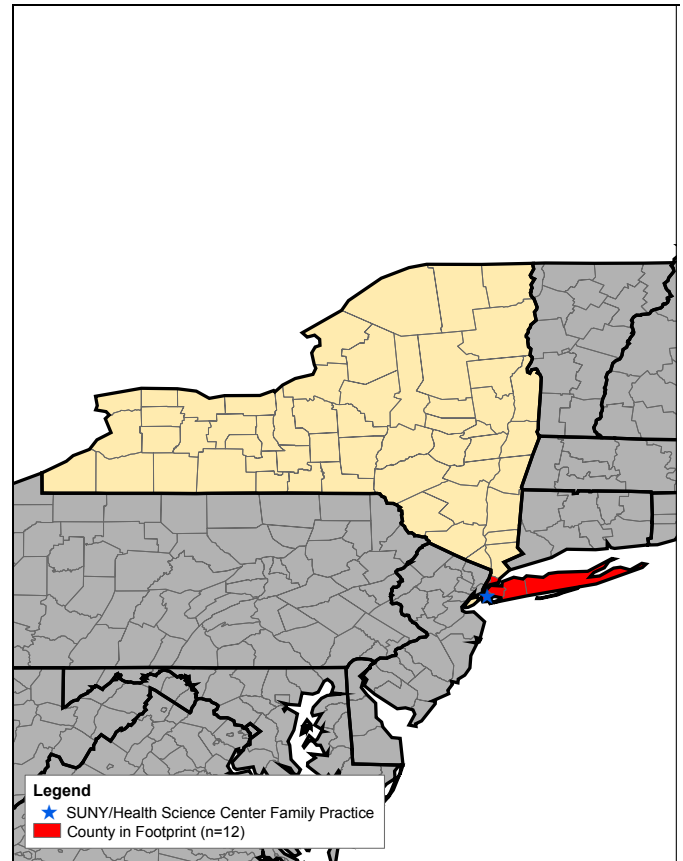


SUNY/HEALTH SCIENCE CENTER FAMILY PRACTICE FACT SHEET

Practice Locations



§Footprint



Graduate Practice Characteristics: 115 Graduates

Practicing in New York	Graduates Practicing in HPSA's*	Graduates Practicing in New York HPSA's	Graduates Practicing in Rural Areas	Graduates Practicing in Rural New York
80 (69%)	51 (44%)	36 (31%)	13 (11%)	3 (3%)

Produced by the Robert Graham Center: Policy Studies in Family Medicine and Primary Care
 This document is one in a series of fact sheets on family medicine residency programs.

§Footprint is defined as the counties where 70% of graduates are practicing.

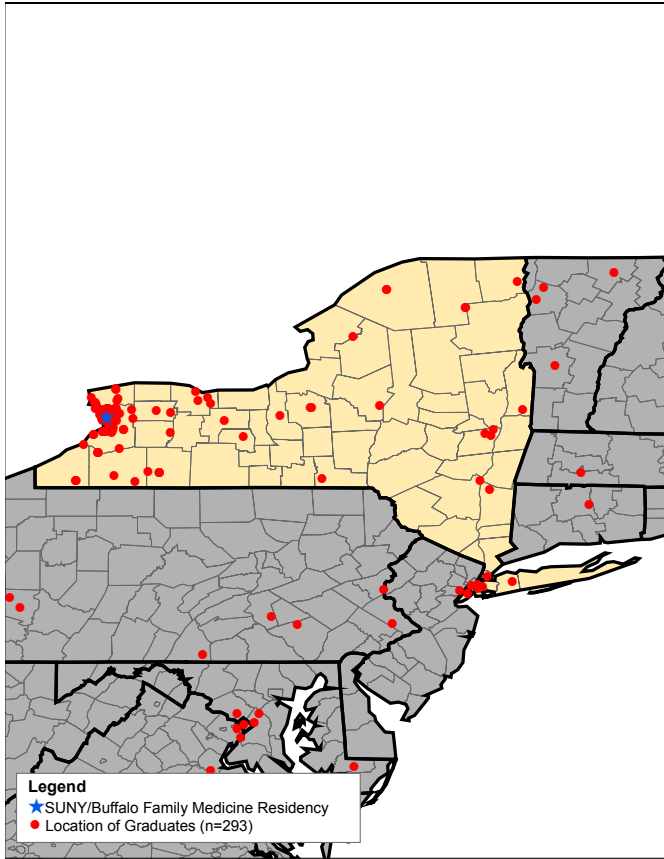
*Health Professional Shortage Area

Source: AAFP, AMA, ACGME

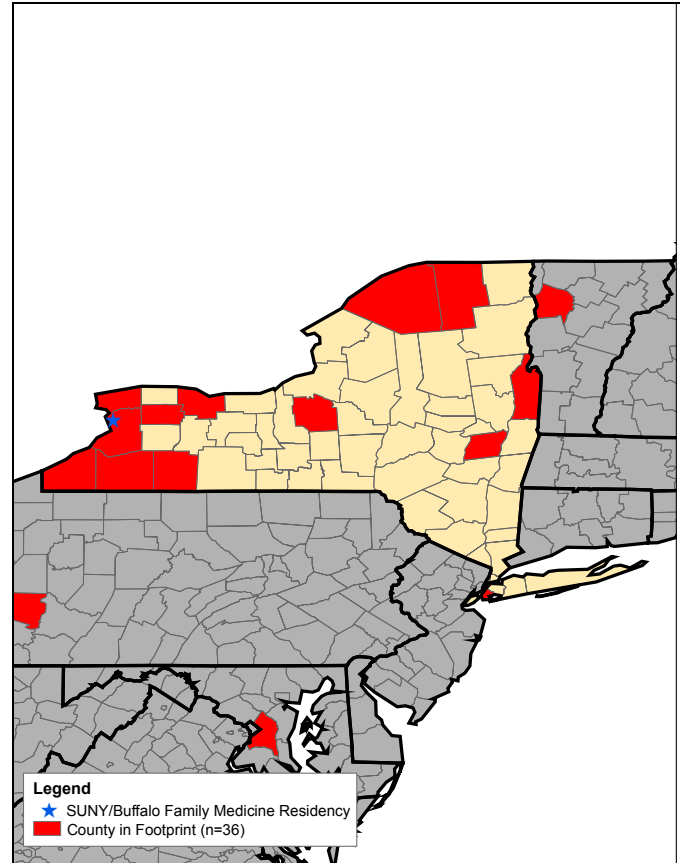


SUNY/BUFFALO FAMILY MEDICINE RESIDENCY FACT SHEET

Practice Locations



§Footprint



Graduate Practice Characteristics: 293 Graduates

Practicing in New York	Graduates Practicing in HPSA's*	Graduates Practicing in New York HPSA's	Graduates Practicing in Rural Areas	Graduates Practicing in Rural New York
178 (61%)	67 (23%)	31 (11%)	41 (14%)	18 (6%)

Produced by the Robert Graham Center: Policy Studies in Family Medicine and Primary Care
 This document is one in a series of fact sheets on family medicine residency programs.

§Footprint is defined as the counties where 70% of graduates are practicing.

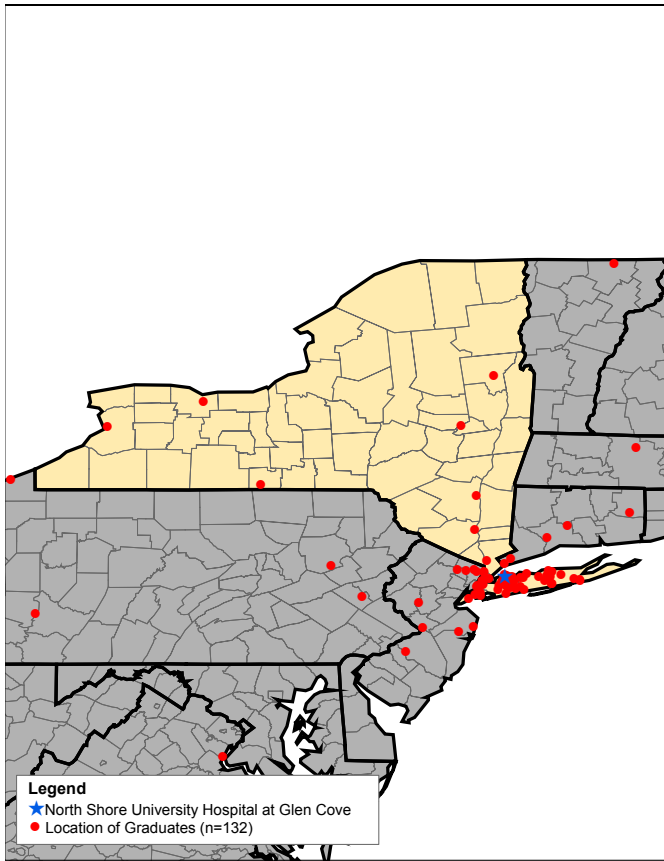
*Health Professional Shortage Area

Source: AAFP, AMA, ACGME

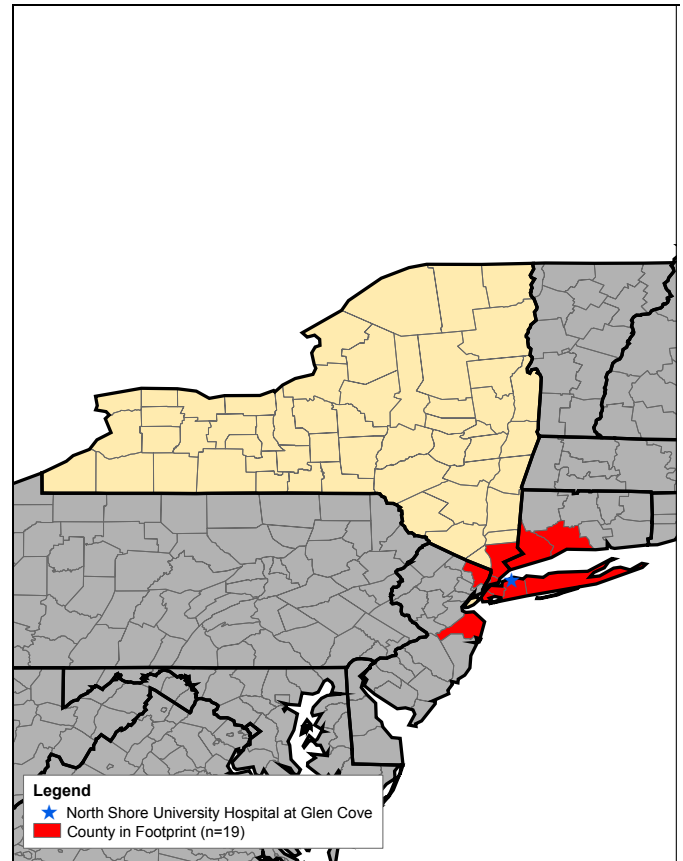


NORTH SHORE UNIVERSITY HOSPITAL AT GLEN COVE FACT SHEET

Practice Locations



§Footprint



Graduate Practice Characteristics: 132 Graduates

Practicing in New York	Graduates Practicing in HPSA's*	Graduates Practicing in New York HPSA's	Graduates Practicing in Rural Areas	Graduates Practicing in Rural New York
76 (57%)	18 (14%)	5 (4%)	8 (6%)	3 (2%)

Produced by the Robert Graham Center: Policy Studies in Family Medicine and Primary Care
 This document is one in a series of fact sheets on family medicine residency programs.

§Footprint is defined as the counties where 70% of graduates are practicing.

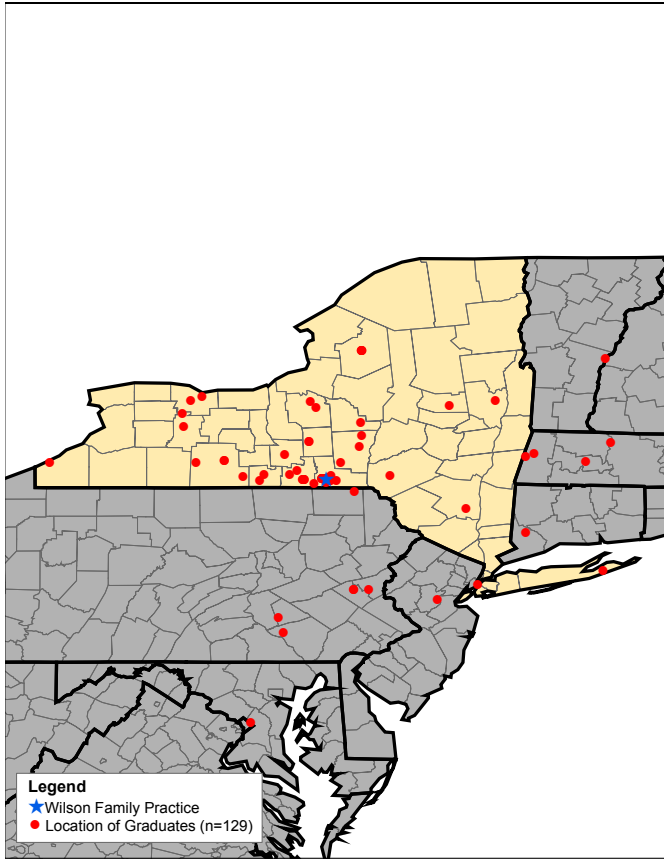
*Health Professional Shortage Area

Source: AAFP, AMA, ACGME

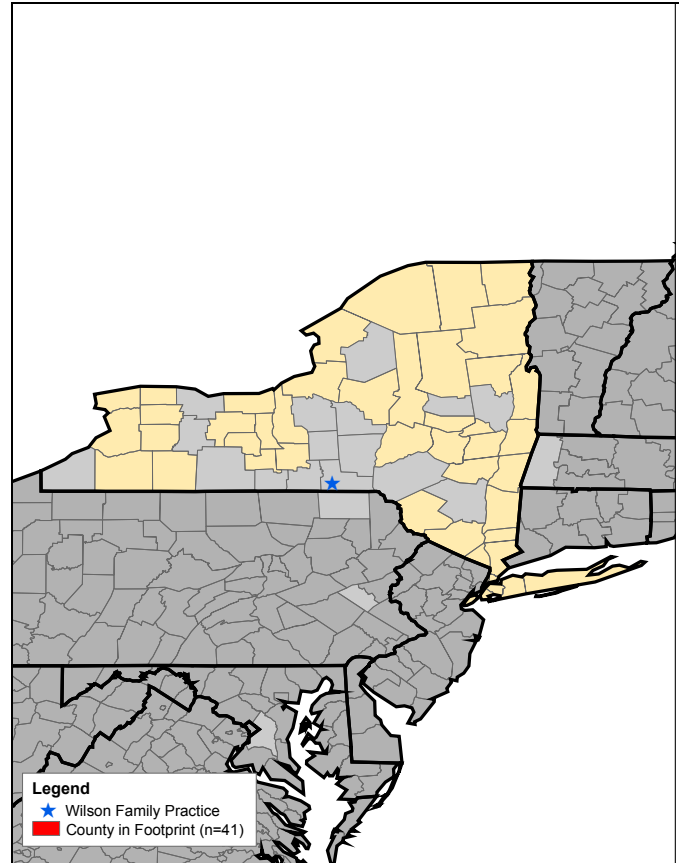


WILSON FAMILY PRACTICE FACT SHEET

Practice Locations



§Footprint



Graduate Practice Characteristics: 129 Graduates

Practicing in New York	Graduates Practicing in HPSA's*	Graduates Practicing in New York HPSA's	Graduates Practicing in Rural Areas	Graduates Practicing in Rural New York
63 (49%)	23 (18%)	8 (6%)	26 (20%)	17 (13%)

Produced by the Robert Graham Center: Policy Studies in Family Medicine and Primary Care
 This document is one in a series of fact sheets on family medicine residency programs.

§Footprint is defined as the counties where 70% of graduates are practicing.

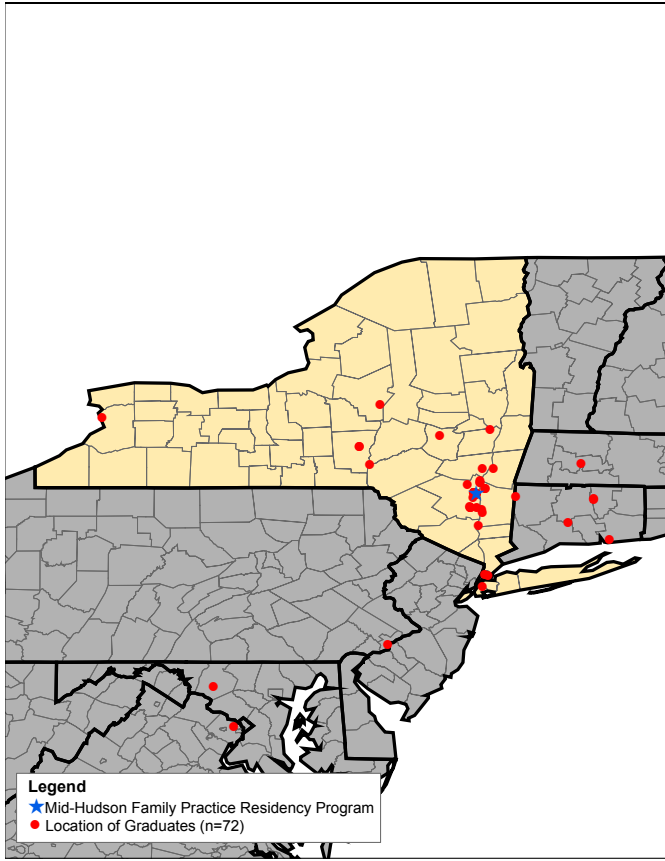
*Health Professional Shortage Area

Source: AAFP, AMA, ACGME

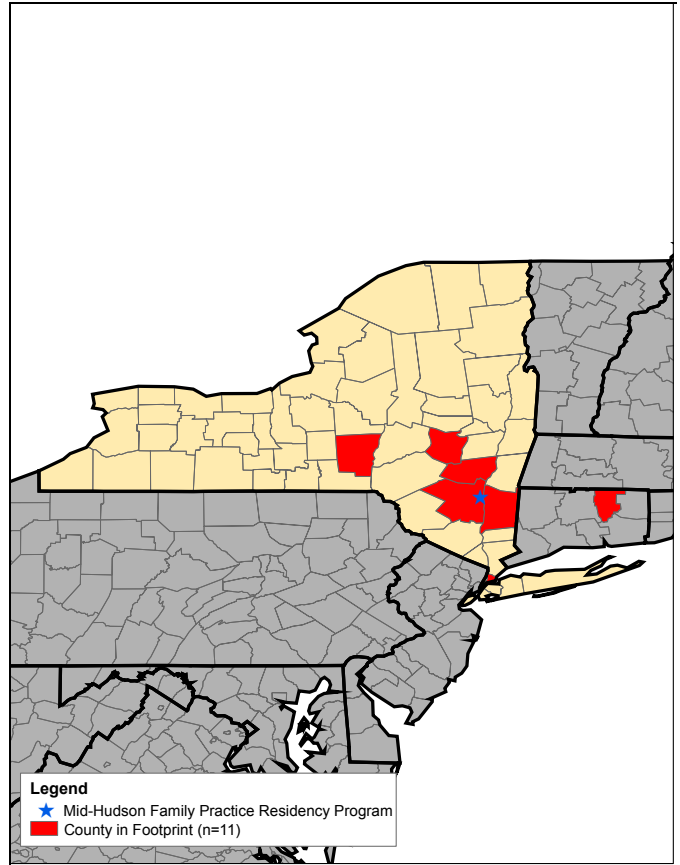


MID-HUDSON FAMILY PRACTICE RESIDENCY PROGRAM FACT SHEET

Practice Locations



§Footprint



Graduate Practice Characteristics: 72 Graduates

Practicing in New York	Graduates Practicing in HPSA's*	Graduates Practicing in New York HPSA's	Graduates Practicing in Rural Areas	Graduates Practicing in Rural New York
50 (69%)	23 (32%)	16 (22%)	42 (58%)	37 (51%)

Produced by the Robert Graham Center: Policy Studies in Family Medicine and Primary Care
 This document is one in a series of fact sheets on family medicine residency programs.

§Footprint is defined as the counties where 70% of graduates are practicing.

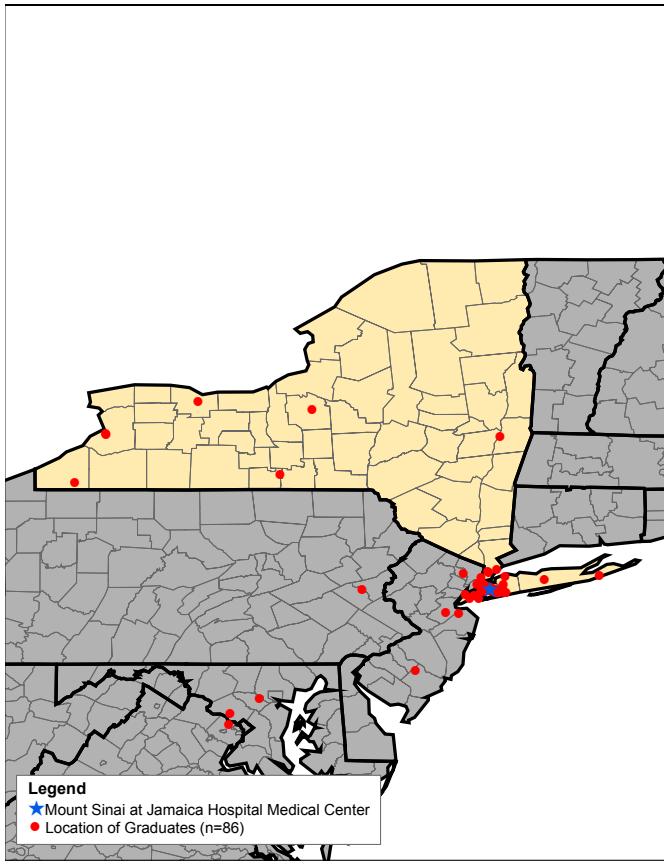
*Health Professional Shortage Area

Source: AAFP, AMA, ACGME

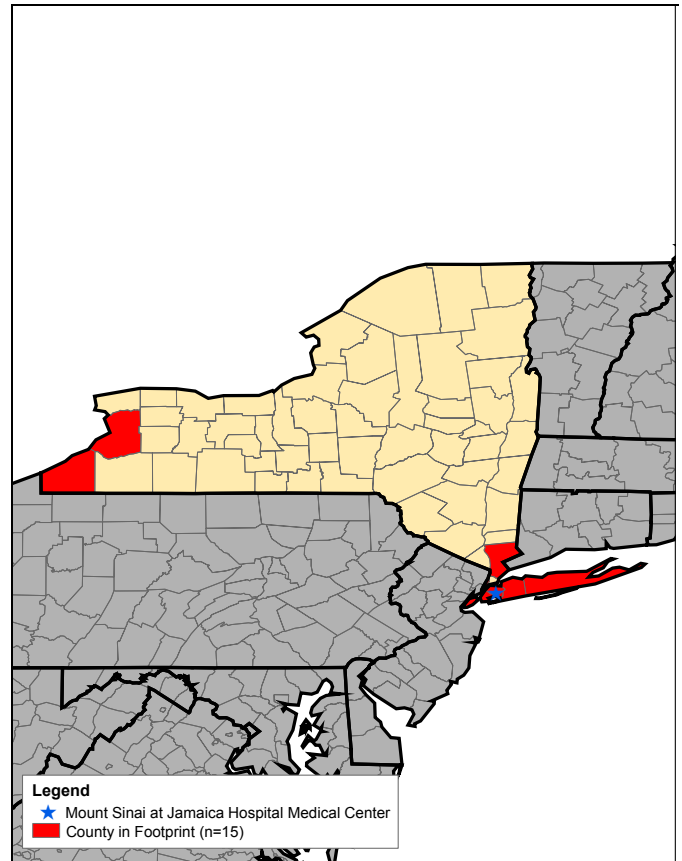


MOUNT SINAI AT JAMAICA HOSPITAL MEDICAL CENTER FACT SHEET

Practice Locations



§Footprint



Graduate Practice Characteristics:86 Graduates

Practicing in New York	Graduates Practicing in HPSA's*	Graduates Practicing in New York HPSA's	Graduates Practicing in Rural Areas	Graduates Practicing in Rural New York
58 (67%)	17 (20%)	9 (10%)	2 (2%)	0 (0%)

Produced by the Robert Graham Center: Policy Studies in Family Medicine and Primary Care
 This document is one in a series of fact sheets on family medicine residency programs.

§Footprint is defined as the counties where 70% of graduates are practicing.

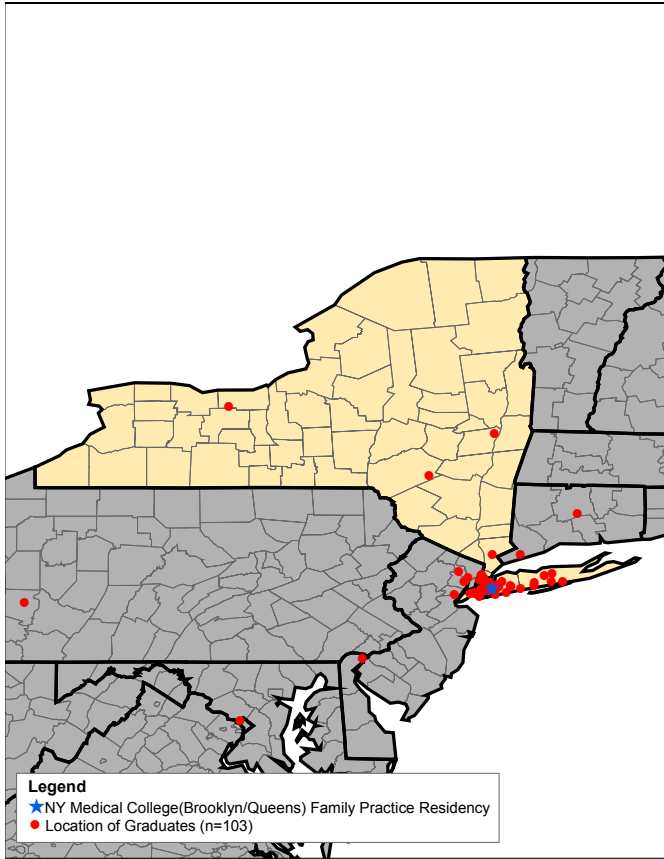
*Health Professional Shortage Area

Source: AAFP, AMA, ACGME

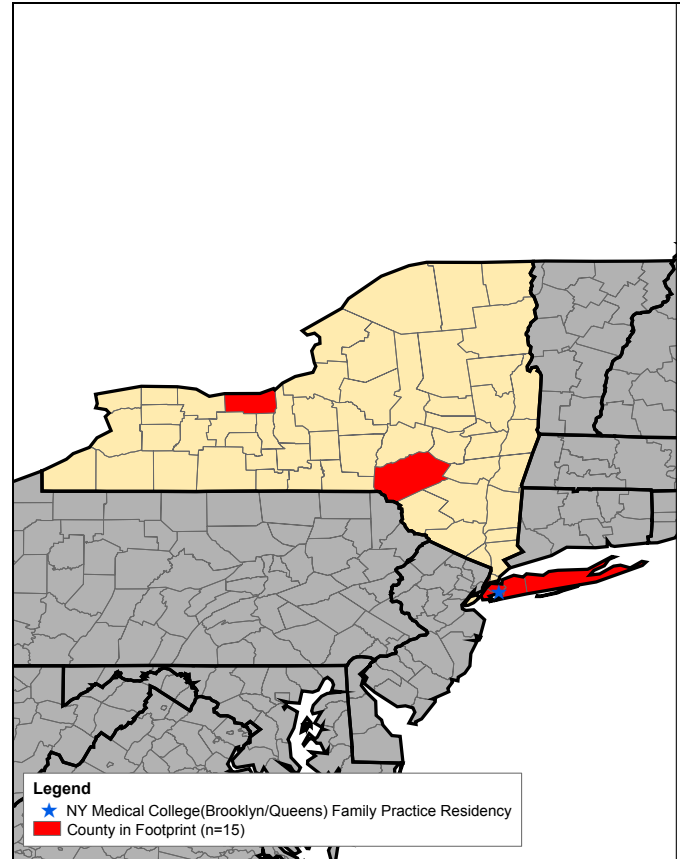


NY MEDICAL COLLEGE(BROOKLYN/QUEENS) FAMILY PRACTICE RESIDENCY FACT SHEET

Practice Locations



§Footprint



Graduate Practice Characteristics: 103 Graduates

Practicing in New York	Graduates Practicing in HPSA's*	Graduates Practicing in New York HPSA's	Graduates Practicing in Rural Areas	Graduates Practicing in Rural New York
62 (60%)	33 (32%)	20 (19%)	5 (5%)	1 (1%)

Produced by the Robert Graham Center: Policy Studies in Family Medicine and Primary Care
 This document is one in a series of fact sheets on family medicine residency programs.

§Footprint is defined as the counties where 70% of graduates are practicing.

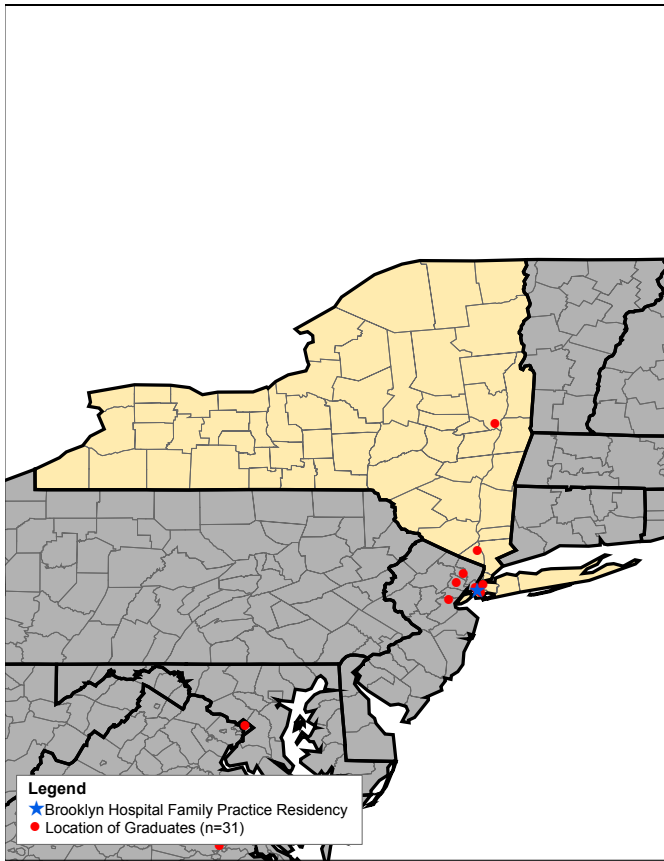
*Health Professional Shortage Area

Source: AAFP, AMA, ACGME

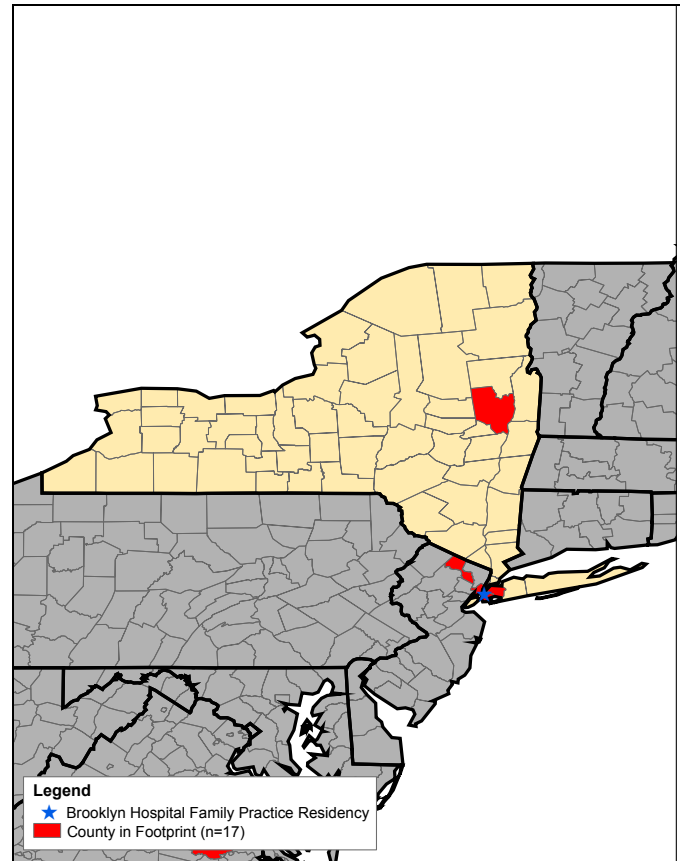


BROOKLYN HOSPITAL FAMILY PRACTICE RESIDENCY FACT SHEET

Practice Locations



§Footprint



Graduate Practice Characteristics: 31 Graduates

Practicing in New York	Graduates Practicing in HPSA's*	Graduates Practicing in New York HPSA's	Graduates Practicing in Rural Areas	Graduates Practicing in Rural New York
8 (26%)	11 (35%)	5 (16%)	5 (16%)	0 (0%)

Produced by the Robert Graham Center: Policy Studies in Family Medicine and Primary Care
 This document is one in a series of fact sheets on family medicine residency programs.

§Footprint is defined as the counties where 70% of graduates are practicing.

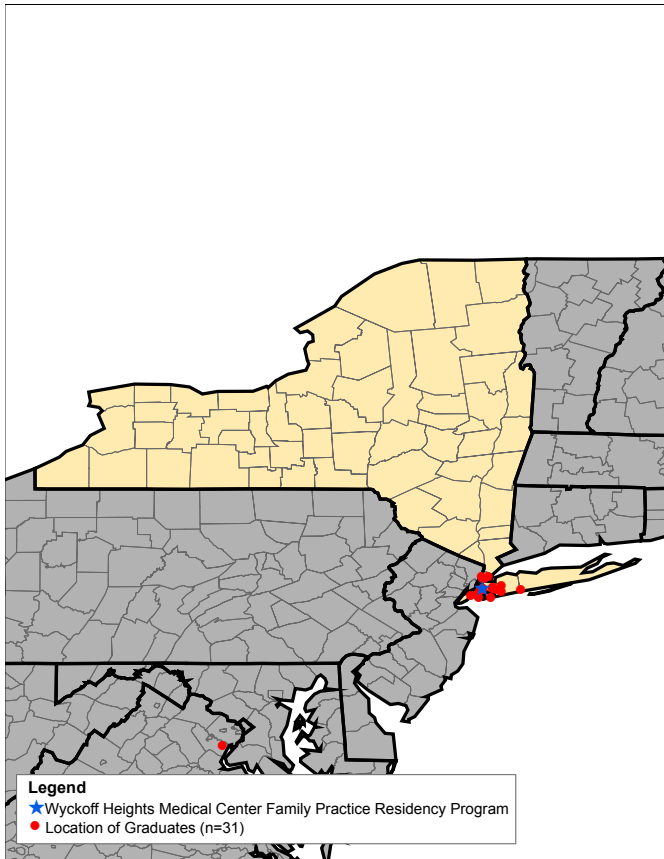
*Health Professional Shortage Area

Source: AAFP, AMA, ACGME

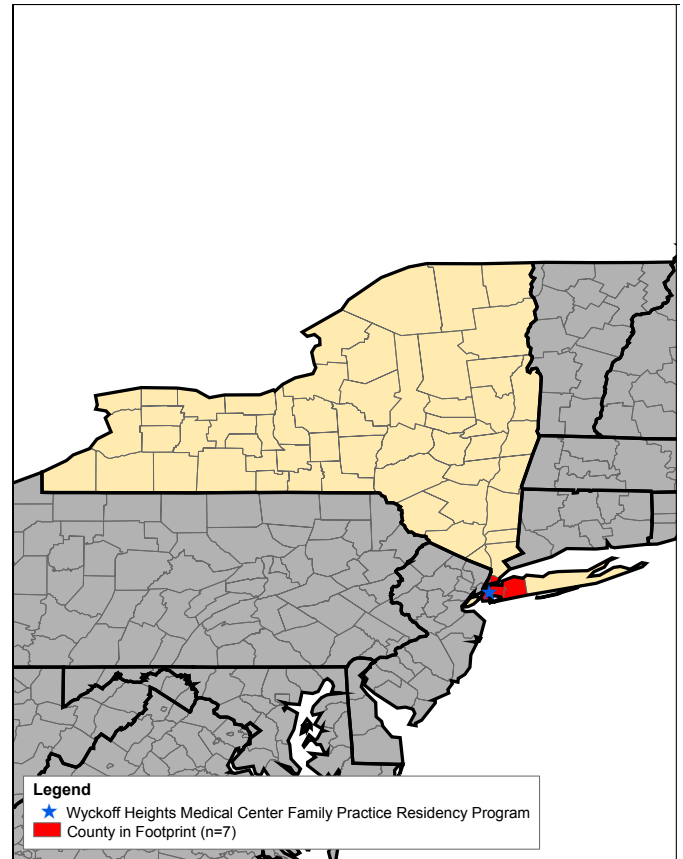


WYCKOFF HEIGHTS MEDICAL CENTER FAMILY PRACTICE RESIDENCY PROGRAM FACT SHEET

Practice Locations



[§]Footprint



Graduate Practice Characteristics: 31 Graduates

Practicing in New York	Graduates Practicing in HPSA's*	Graduates Practicing in New York HPSA's	Graduates Practicing in Rural Areas	Graduates Practicing in Rural New York
20 (64%)	13 (42%)	8 (26%)	2 (6%)	0 (0%)

Produced by the Robert Graham Center: Policy Studies in Family Medicine and Primary Care
 This document is one in a series of fact sheets on family medicine residency programs.

[§]Footprint is defined as the counties where 70% of graduates are practicing.

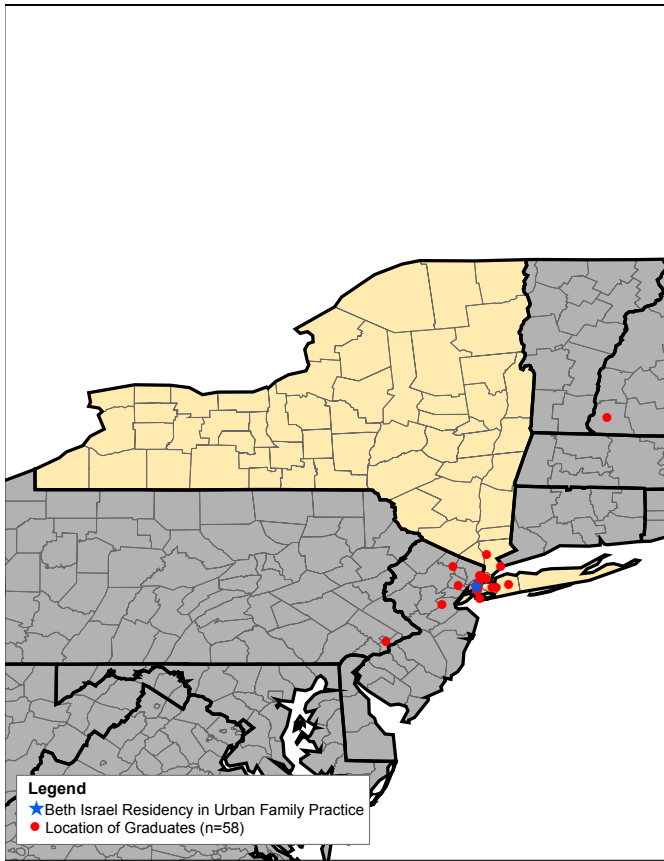
*Health Professional Shortage Area

Source: AAFP, AMA, ACGME

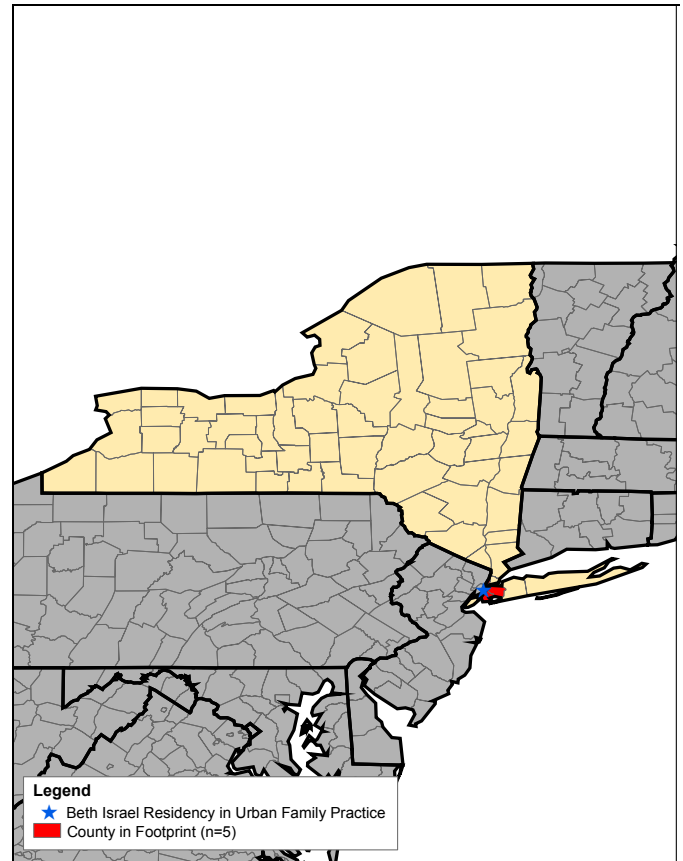


BETH ISRAEL RESIDENCY IN URBAN FAMILY PRACTICE FACT SHEET

Practice Locations



§Footprint



Graduate Practice Characteristics: 58 Graduates

Practicing in New York	Graduates Practicing in HPSA's*	Graduates Practicing in New York HPSA's	Graduates Practicing in Rural Areas	Graduates Practicing in Rural New York
42 (72%)	13 (22%)	10 (17%)	2 (3%)	0 (0%)

Produced by the Robert Graham Center: Policy Studies in Family Medicine and Primary Care
 This document is one in a series of fact sheets on family medicine residency programs.

§Footprint is defined as the counties where 70% of graduates are practicing.

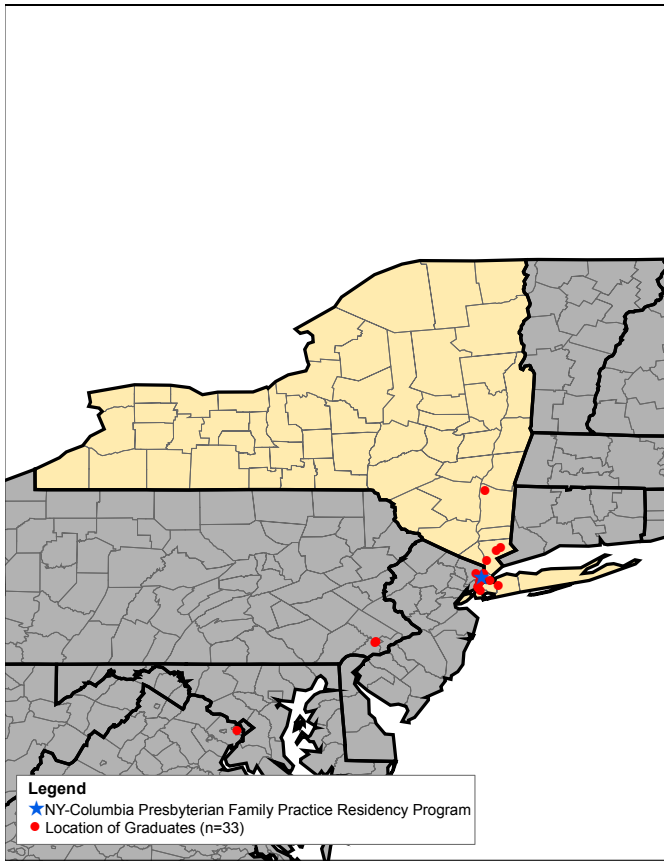
*Health Professional Shortage Area

Source: AAFP, AMA, ACGME

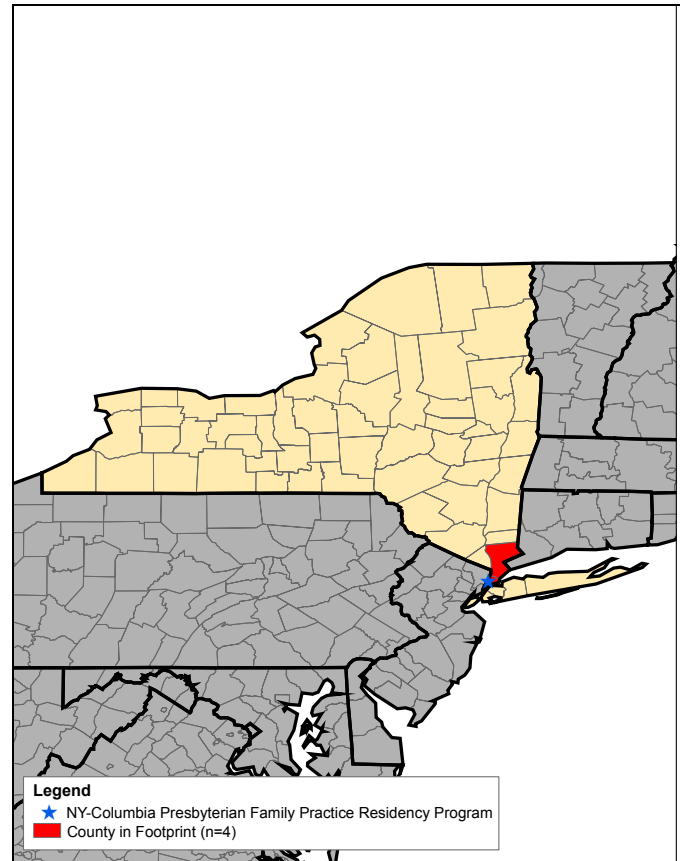


NY-COLUMBIA PRESBYTERIAN FAMILY PRACTICE RESIDENCY PROGRAM FACT SHEET

Practice Locations



§Footprint



Graduate Practice Characteristics: 33 Graduates

Practicing in New York	Graduates Practicing in HPSA's*	Graduates Practicing in New York HPSA's	Graduates Practicing in Rural Areas	Graduates Practicing in Rural New York
24 (73%)	15 (45%)	14 (42%)	0 (0%)	0 (0%)

Produced by the Robert Graham Center: Policy Studies in Family Medicine and Primary Care
 This document is one in a series of fact sheets on family medicine residency programs.

§Footprint is defined as the counties where 70% of graduates are practicing.

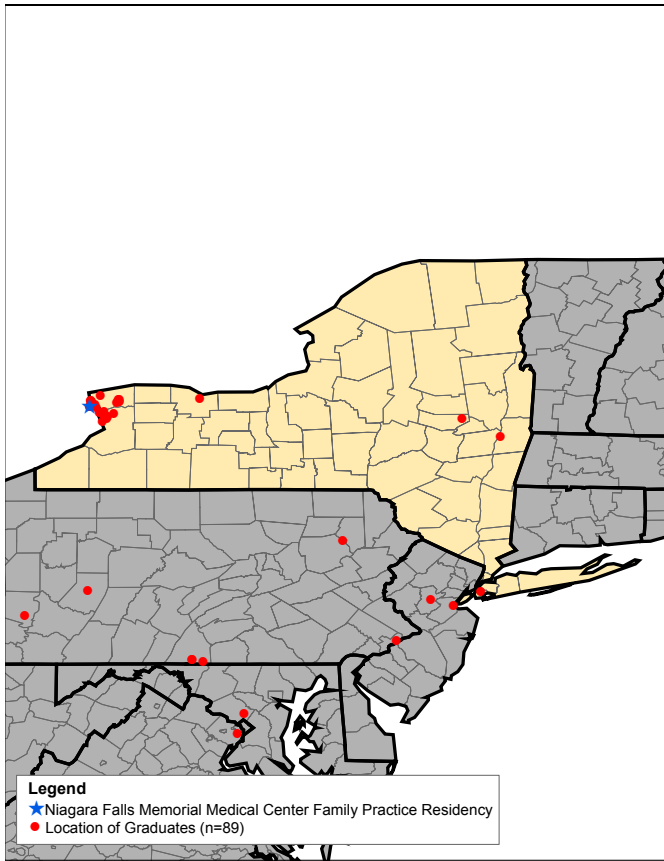
*Health Professional Shortage Area

Source: AAFP, AMA, ACGME

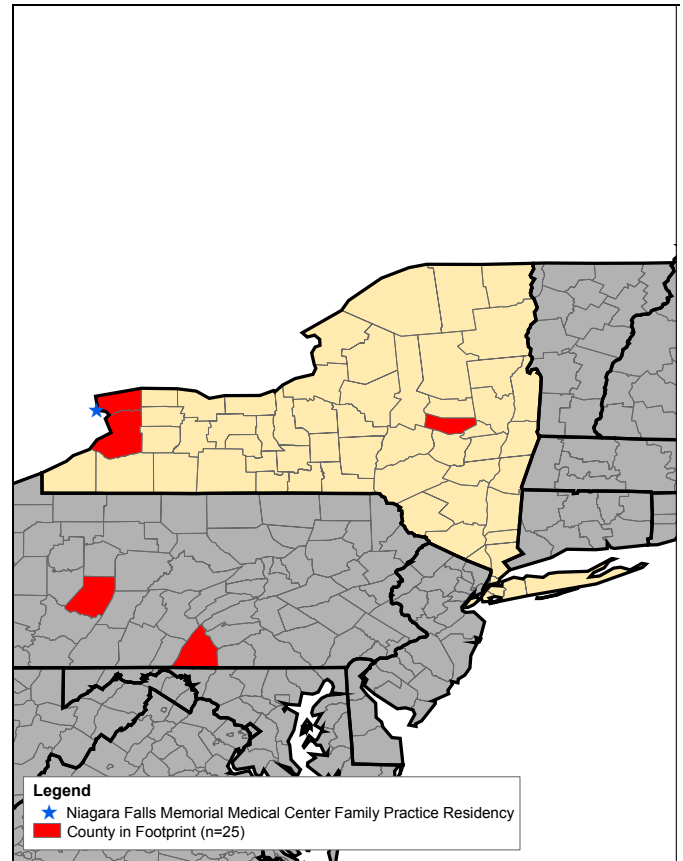


NIAGARA FALLS MEMORIAL MEDICAL CENTER FAMILY PRACTICE RESIDENCY FACT SHEET

Practice Locations



§Footprint



Graduate Practice Characteristics: 89 Graduates

Practicing in New York	Graduates Practicing in HPSA's*	Graduates Practicing in New York HPSA's	Graduates Practicing in Rural Areas	Graduates Practicing in Rural New York
29 (32%)	19 (21%)	5 (6%)	11 (12%)	0 (0%)

Produced by the Robert Graham Center: Policy Studies in Family Medicine and Primary Care
 This document is one in a series of fact sheets on family medicine residency programs.

§Footprint is defined as the counties where 70% of graduates are practicing.

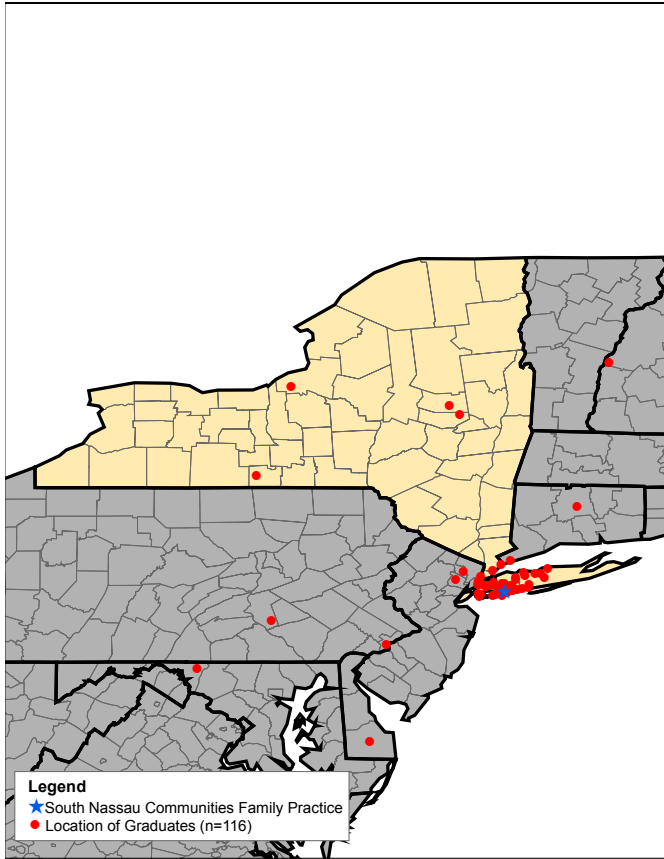
*Health Professional Shortage Area

Source: AAFP, AMA, ACGME

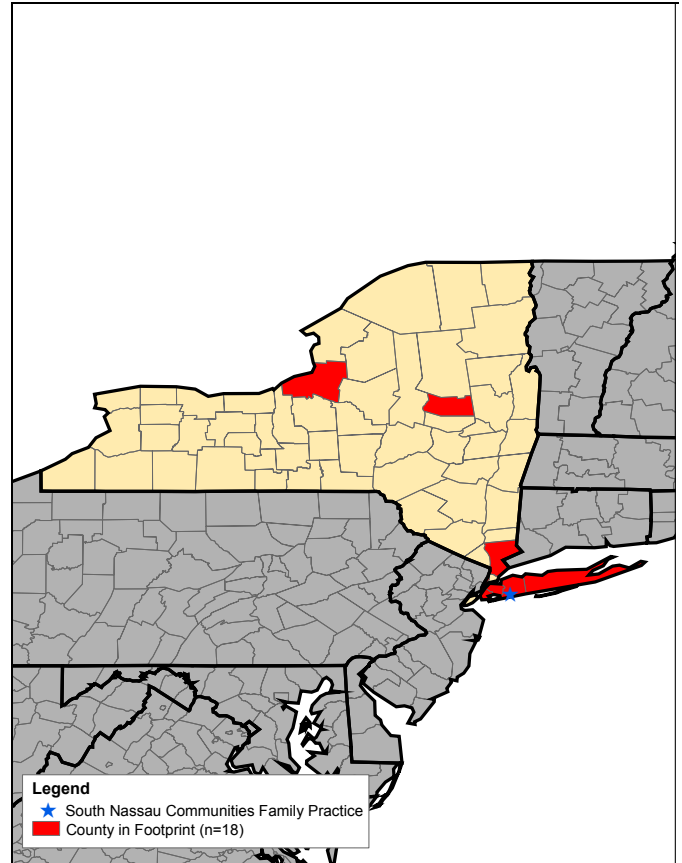


SOUTH NASSAU COMMUNITIES FAMILY PRACTICE FACT SHEET

Practice Locations



§Footprint



Graduate Practice Characteristics: 116 Graduates

Practicing in New York	Graduates Practicing in HPSA's*	Graduates Practicing in New York HPSA's	Graduates Practicing in Rural Areas	Graduates Practicing in Rural New York
65 (56%)	18 (16%)	3 (3%)	8 (7%)	1 (1%)

Produced by the Robert Graham Center: Policy Studies in Family Medicine and Primary Care
 This document is one in a series of fact sheets on family medicine residency programs.

§Footprint is defined as the counties where 70% of graduates are practicing.

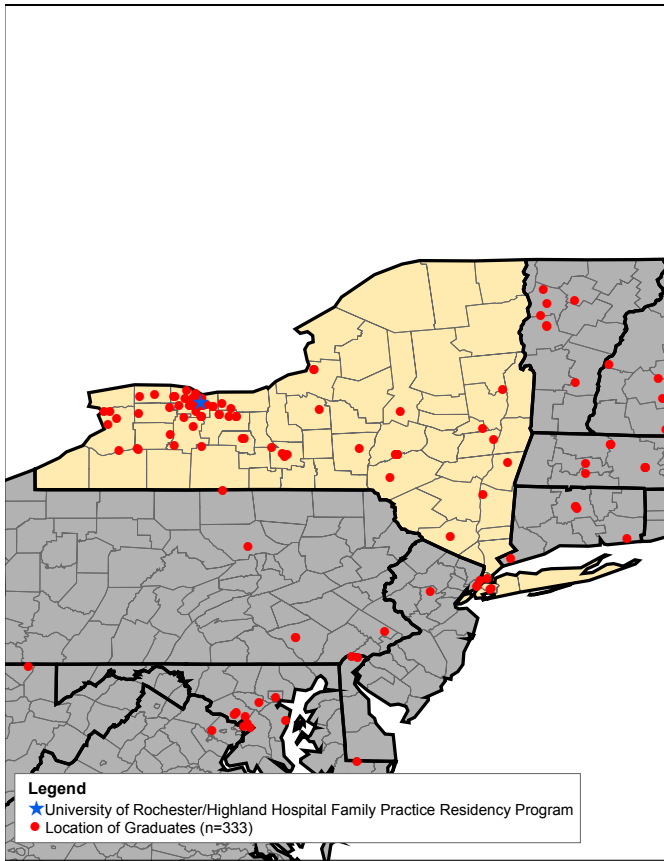
*Health Professional Shortage Area

Source: AAFP, AMA, ACGME

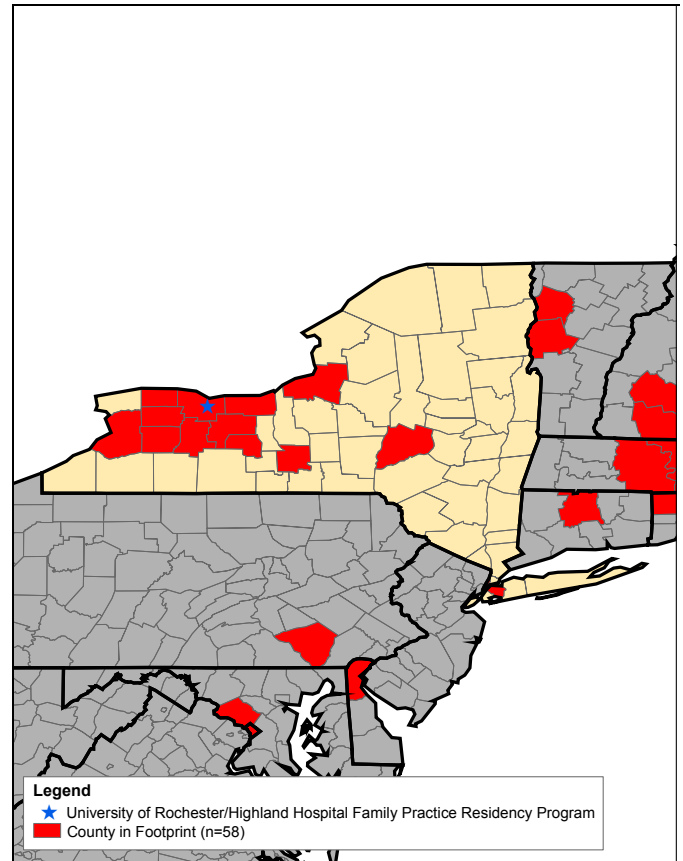


UNIVERSITY OF ROCHESTER/HIGHLAND HOSPITAL FAMILY PRACTICE FACT SHEET

Practice Locations



§Footprint



Graduate Practice Characteristics: 333 Graduates

Practicing in New York	Graduates Practicing in HPSA's*	Graduates Practicing in New York HPSA's	Graduates Practicing in Rural Areas	Graduates Practicing in Rural New York
129 (39%)	74 (22%)	8 (2%)	60 (18%)	21 (6%)

Produced by the Robert Graham Center: Policy Studies in Family Medicine and Primary Care
 This document is one in a series of fact sheets on family medicine residency programs.

§Footprint is defined as the counties where 70% of graduates are practicing.

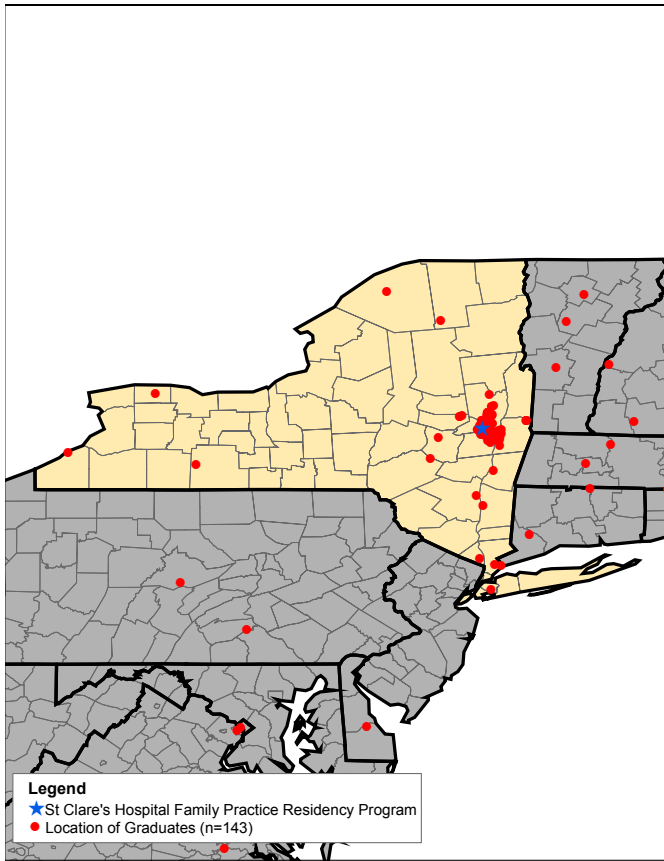
*Health Professional Shortage Area

Source: AAFP, AMA, ACGME

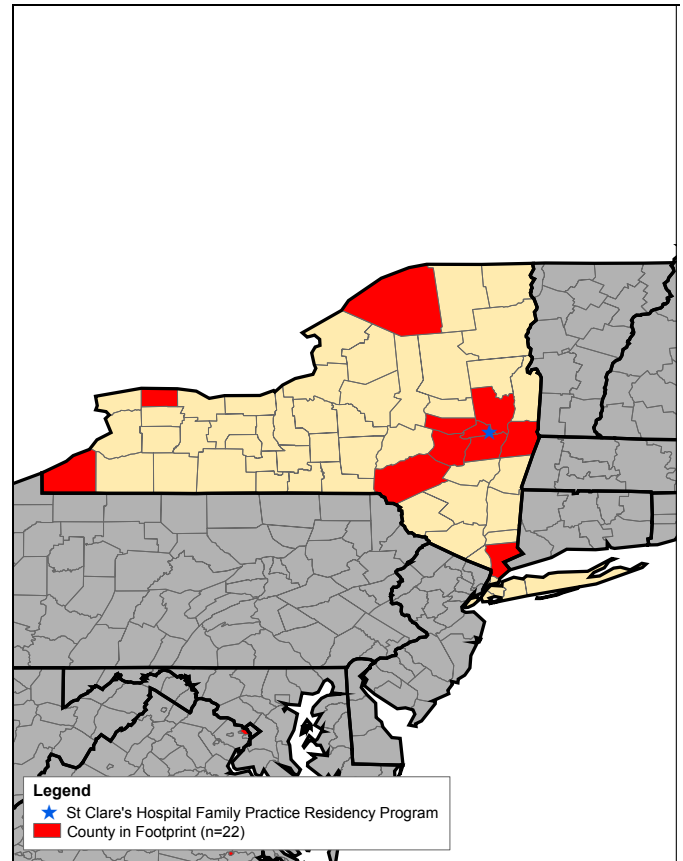


ST CLARE'S HOSPITAL FAMILY PRACTICE RESIDENCY PROGRAM FACT SHEET

Practice Locations



[§]Footprint



Graduate Practice Characteristics: 143 Graduates

Practicing in New York	Graduates Practicing in HPSA's*	Graduates Practicing in New York HPSA's	Graduates Practicing in Rural Areas	Graduates Practicing in Rural New York
93 (65%)	17 (12%)	9 (6%)	20 (14%)	8 (6%)

Produced by the Robert Graham Center: Policy Studies in Family Medicine and Primary Care
 This document is one in a series of fact sheets on family medicine residency programs.

[§]Footprint is defined as the counties where 70% of graduates are practicing.

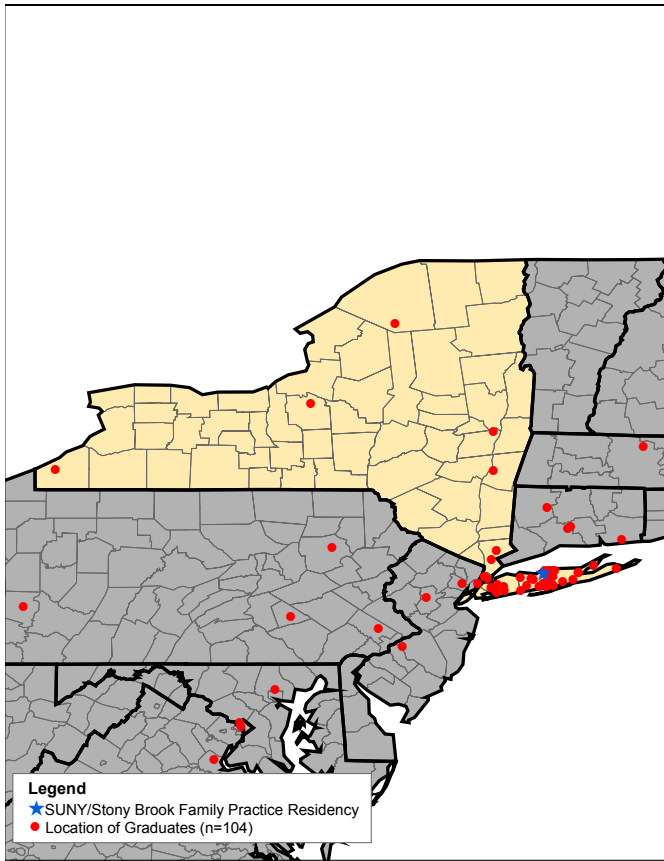
*Health Professional Shortage Area

Source: AAFP, AMA, ACGME

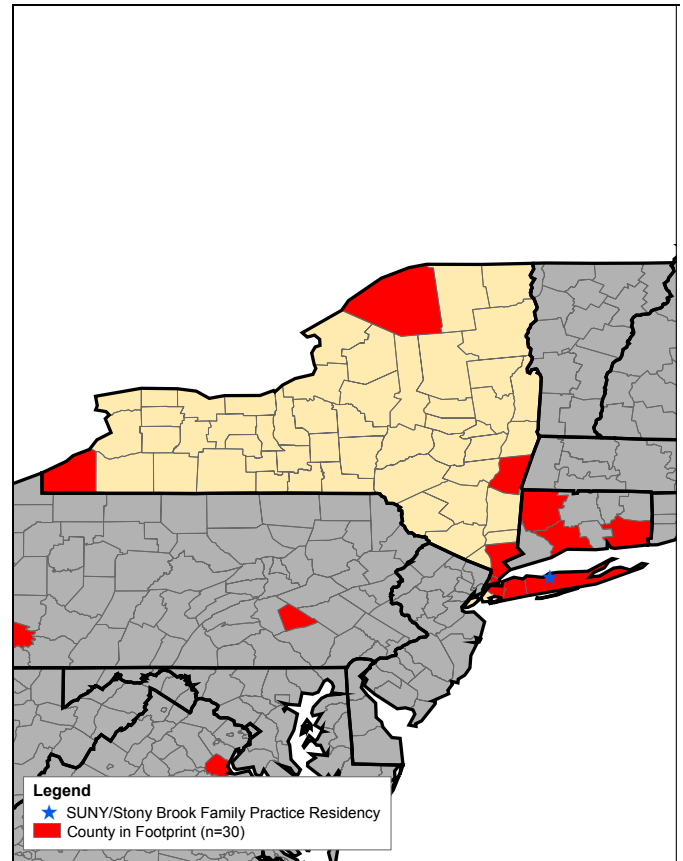


SUNY/STONY BROOK FAMILY PRACTICE RESIDENCY FACT SHEET

Practice Locations



§Footprint



Graduate Practice Characteristics: 104 Graduates

Practicing in New York	Graduates Practicing in HPSA's*	Graduates Practicing in New York HPSA's	Graduates Practicing in Rural Areas	Graduates Practicing in Rural New York
48 (46%)	19 (18%)	3 (3%)	7 (7%)	2 (2%)

Produced by the Robert Graham Center: Policy Studies in Family Medicine and Primary Care
 This document is one in a series of fact sheets on family medicine residency programs.

§Footprint is defined as the counties where 70% of graduates are practicing.

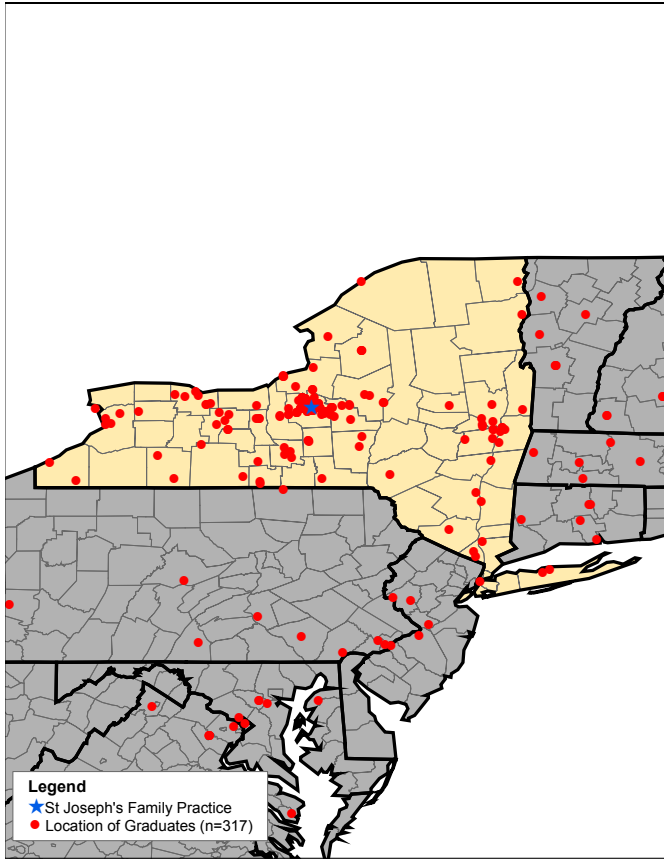
*Health Professional Shortage Area

Source: AAFP, AMA, ACGME

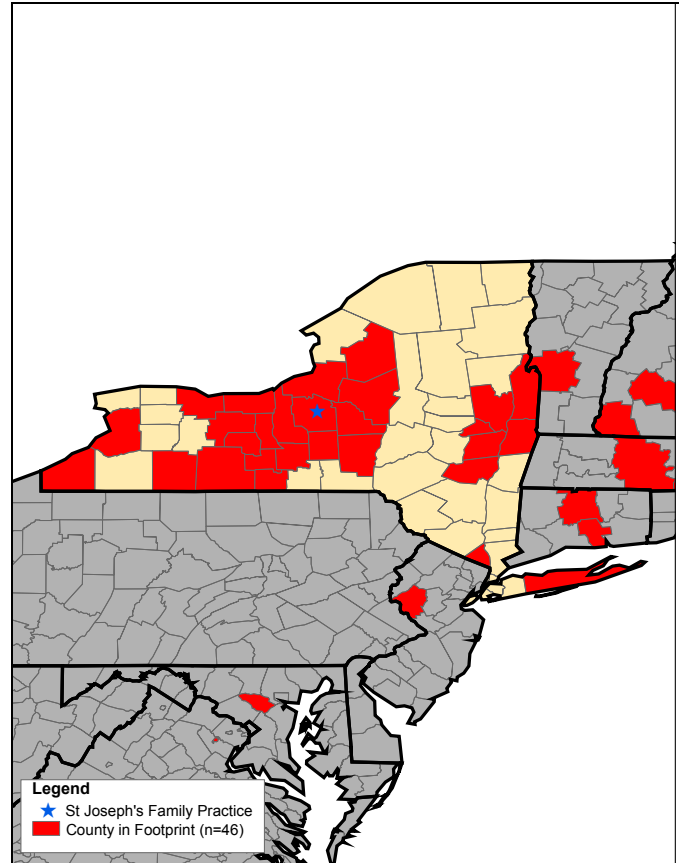


ST JOSEPH'S FAMILY PRACTICE FACT SHEET

Practice Locations



§Footprint



Graduate Practice Characteristics: 317 Graduates

Practicing in New York	Graduates Practicing in HPSA's*	Graduates Practicing in New York HPSA's	Graduates Practicing in Rural Areas	Graduates Practicing in Rural New York
198 (62%)	42 (13%)	27 (9%)	61 (19%)	30 (9%)

Produced by the Robert Graham Center: Policy Studies in Family Medicine and Primary Care
 This document is one in a series of fact sheets on family medicine residency programs.

§Footprint is defined as the counties where 70% of graduates are practicing.

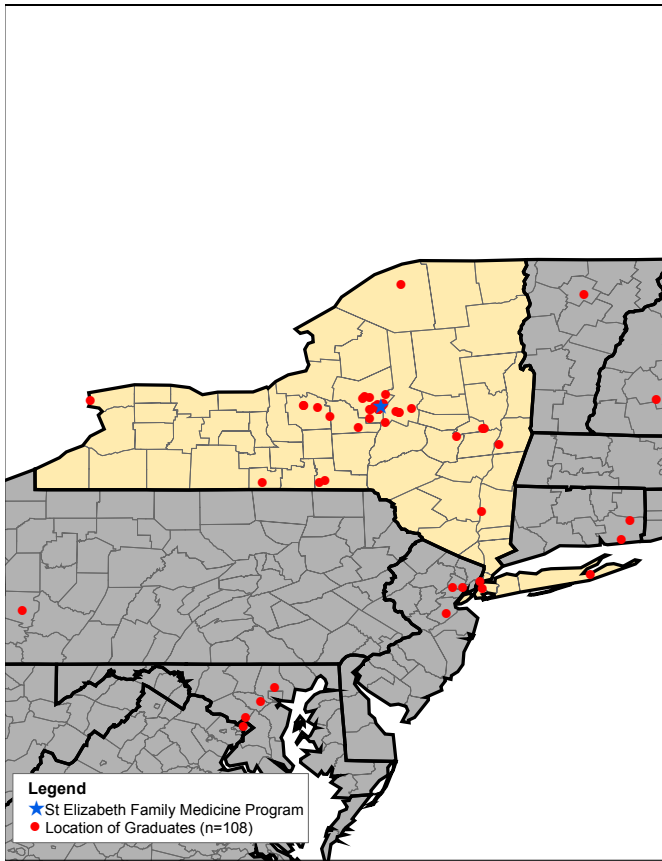
*Health Professional Shortage Area

Source: AAFP, AMA, ACGME

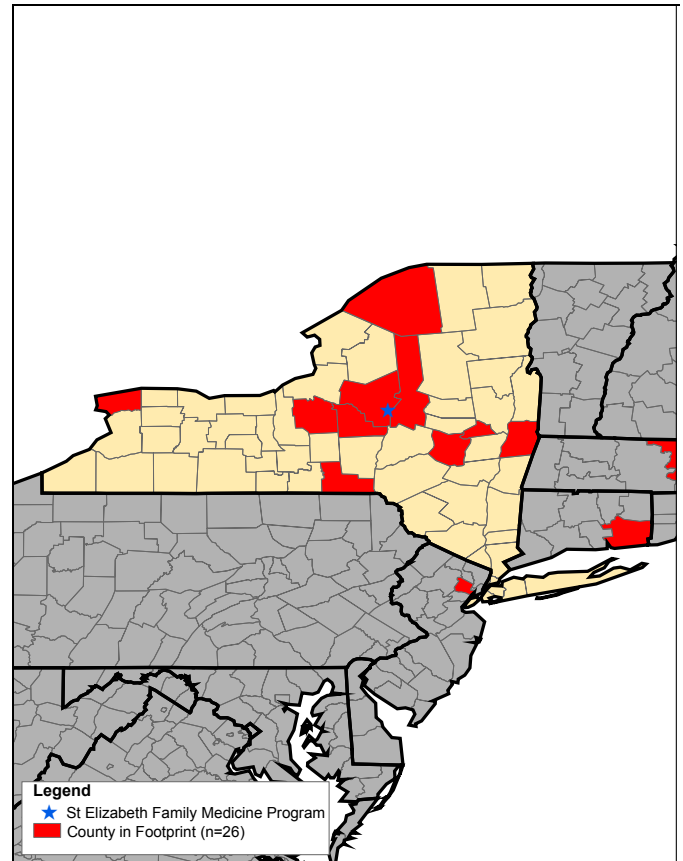


ST ELIZABETH FAMILY MEDICINE PROGRAM FACT SHEET

Practice Locations



§Footprint



Graduate Practice Characteristics: 108 Graduates

Practicing in New York	Graduates Practicing in HPSA's*	Graduates Practicing in New York HPSA's	Graduates Practicing in Rural Areas	Graduates Practicing in Rural New York
61 (56%)	45 (42%)	30 (28%)	11 (10%)	2 (2%)

Produced by the Robert Graham Center: Policy Studies in Family Medicine and Primary Care
 This document is one in a series of fact sheets on family medicine residency programs.

§Footprint is defined as the counties where 70% of graduates are practicing.

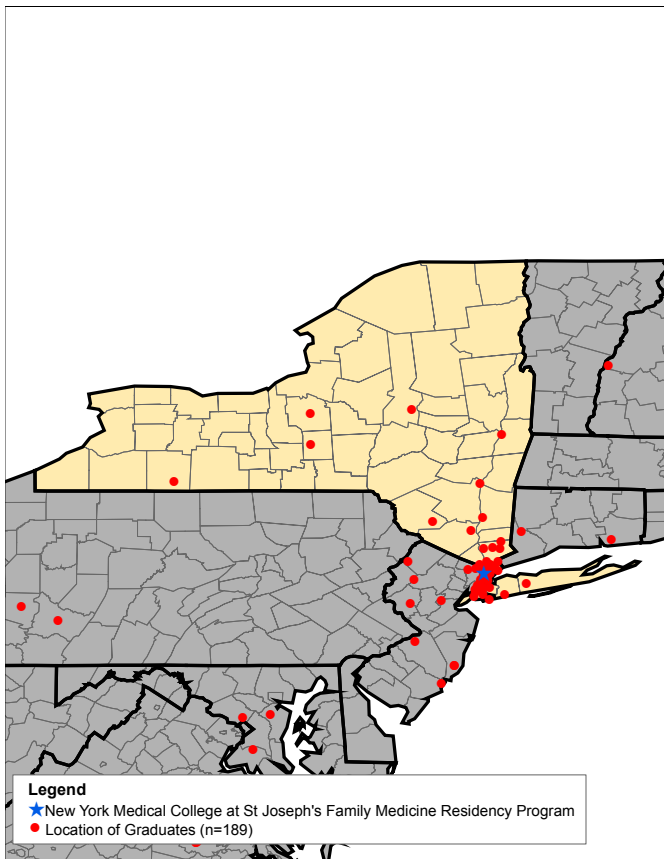
*Health Professional Shortage Area

Source: AAFP, AMA, ACGME

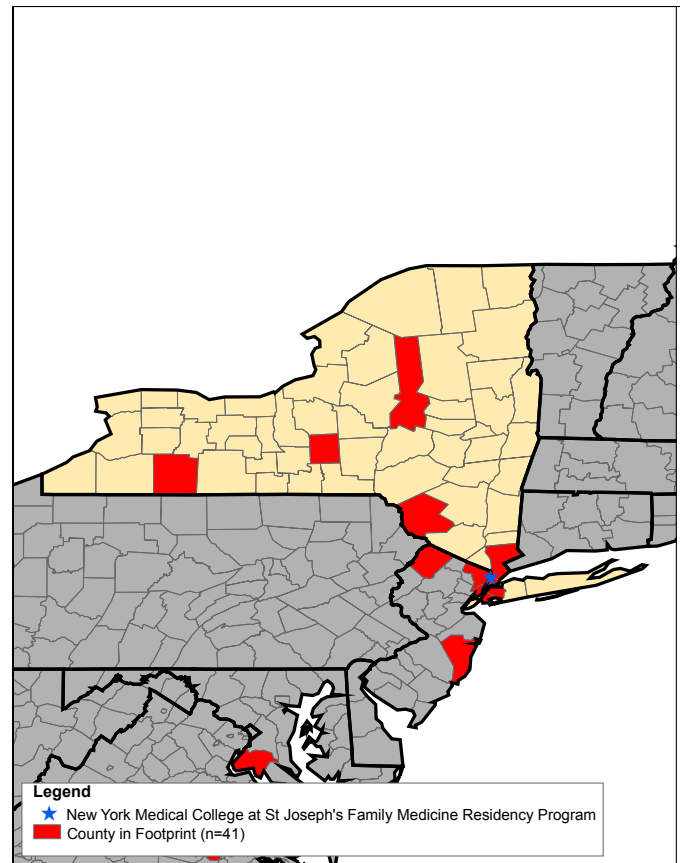


NEW YORK MEDICAL COLLEGE AT ST JOSEPH'S FAMILY MEDICINE REESIDENCY PROGRAM
FACT SHEET

Practice Locations



§Footprint



Graduate Practice Characteristics: 189 Graduates

Practicing in New York	Graduates Practicing in HPSA's*	Graduates Practicing in New York HPSA's	Graduates Practicing in Rural Areas	Graduates Practicing in Rural New York
86 (45%)	42 (22%)	13 (7%)	18 (10%)	4 (2%)

Produced by the Robert Graham Center: Policy Studies in Family Medicine and Primary Care
This document is one in a series of fact sheets on family medicine residency programs.

§Footprint is defined as the counties where 70% of graduates are practicing.

*Health Professional Shortage Area

Source: AAFP, AMA, ACGME

